

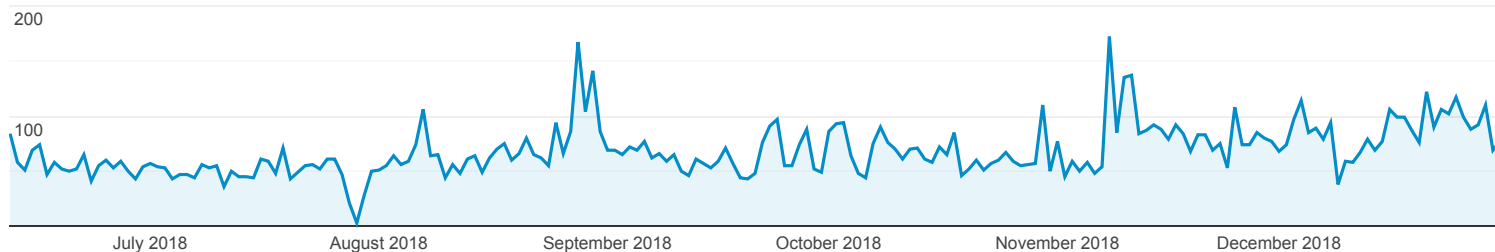
## Audience Overview

Jun 12, 2018 - Dec 31, 2018

**All Users**  
100.00% Users

### Overview

#### Users



#### Users



#### New Users



#### Sessions



#### Number of Sessions per User



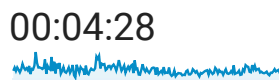
#### Pageviews



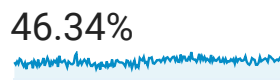
#### Pages / Session



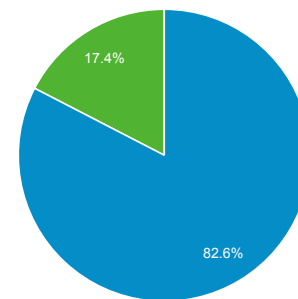
#### Avg. Session Duration



#### Bounce Rate



■ New Visitor ■ Returning Visitor



### Language

Language	Users	% Users
1. en-us	4,226	42.28%
2. zh-cn	3,524	35.25%
3. zh-tw	761	7.61%
4. en-gb	378	3.78%
5. en-ca	253	2.53%
6. en-au	193	1.93%
7. en-sg	93	0.93%
8. zh-hk	71	0.71%
9. en	60	0.60%
10. ko-kr	57	0.57%